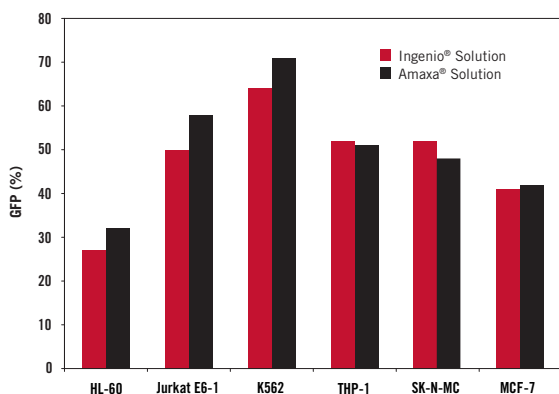




Ingenio® Electroporation Kits & Solution

Enhanced nucleic acid delivery using conventional electroporation devices.

- High efficiency electroporation of hard-to-transfect cell lines, stem cells and primary cells
- Compatible with most conventional electroporation devices including Lonza-Amaxa®, Bio-Rad® or Harvard BTX®
- Save money and reduce research costs while maximizing results



Ingenio® Solution Provides Comparable Efficiency on Amaxa® Nucleofector® Device.
For experimental details, please visit:
www.mirusbio.com/Ingenio





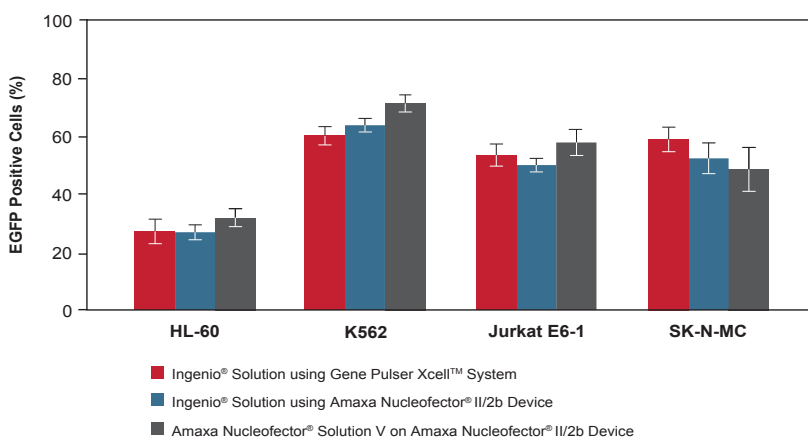
Why use Ingenio® Electroporation Kits and Solution?

Ingenio® is a broad spectrum solution that supports high efficiency electroporation with minimal toxicity and replaces standard electroporation solutions including phosphate buffered saline and serum-free media. Ingenio® Kits are compatible with multiple instruments and facilitate a wide range of applications requiring nucleic acid delivery to cells.

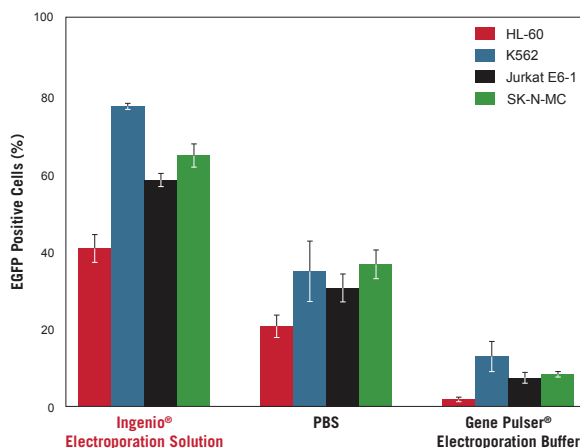
Save on Cost Without Compromising Your Results

Product	Cost/Electroporation*	Savings
Amaxa® Nucleofector® Kit V (VCA-1003)	\$15.64	-
Ingenio® Electroporation Kit (MIR 50112)	\$9.56	40%

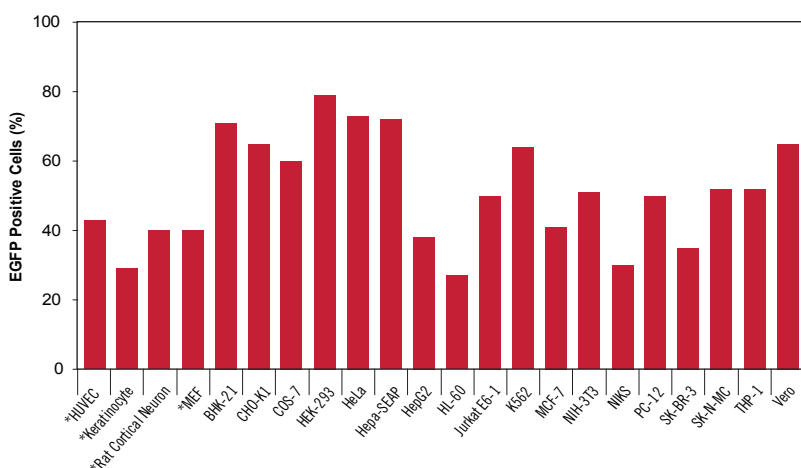
*Based on U.S. list prices from company websites and protocol recommendations (25 reactions)



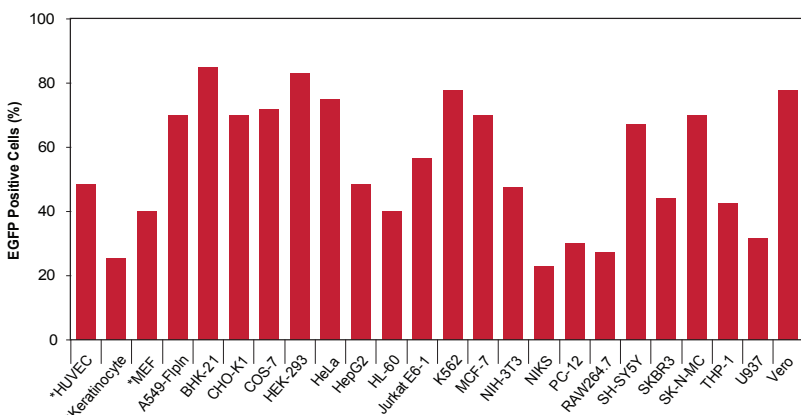
Ingenio® Solution Provides Comparable Efficiency on the Amaxa® Nucleofector® Device. Cells were electroporated in parallel with an EGFP reporter vector and assayed at 24 hours post-electroporation by flow cytometry. Two electroporators were used with different electroporation solutions: the Ingenio® Electroporation Kit was used in the Gene Pulser Xcell™ Eukaryotic System (Bio-Rad) and in the Amaxa® Nucleofector® II/2b Device (Lonza); the Amaxa® Nucleofector® Kit V was used in the Amaxa® Nucleofector® II/2b Device, all according to manufacturers' recommendations.



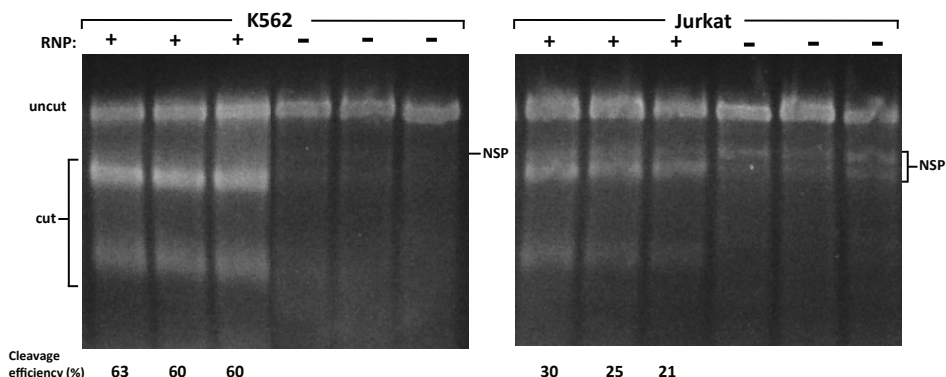
Ingenio® Outperforms Other Electroporation Solutions in Efficiency and Viability. Cells were electroporated in parallel with an EGFP reporter vector using either Ingenio® Electroporation Solution, PBS or Gene Pulser® Electroporation Buffer (Bio-Rad) on the Gene Pulser Xcell™ Eukaryotic System. EGFP expressing cells were identified 24-hours post-electroporation by flow cytometry and presented as a percentage of live cell population.








Efficient Plasmid DNA Delivery in Many Cell Types Using the Amaxa® Nucleofector® Device. Cells were assayed at 24 hours post-electroporation by flow cytometry and reported as percentage of live cell population. Visit www.mirusbio.com for ideal pulse conditions. (*Primary cell types)



Efficient Plasmid DNA Delivery in Many Cell Types Using the Bio-Rad® GenePulser Xcell™ System. Cells were assayed at 24 hours post-electroporation by flow cytometry and reported as percentage of live cell population. Visit www.mirusbio.com for ideal pulse conditions. (*Primary cell types)



CRISPR RNP Delivery with Ingenio® Electroporation Solution Targeting PPIB. K562 and Jurkat cells were electroporated with a Cas9 protein/gRNA, ribonucleoprotein (RNP) complex and gene editing was evaluated by a TE17 mismatch assay. Visit www.mirusbio.com/Ingenio for experimental details.

PRODUCT	PRODUCT NO.	QUANTITY
Ingenio® Electroporation Kits (solution, 0.2 cm cuvettes, cell droppers)  Compatible with Lonza-Amaya® Nucleofector® II/2b devices	MIR 50112	25 RXN
	MIR 50115	50 RXN
	MIR 50118	100 RXN
Ingenio® Electroporation Kits (solution, 0.4 cm cuvettes, cell droppers)  Compatible with Bio-Rad® and Harvard-BTX® devices	MIR 50113	25 RXN
	MIR 50116	50 RXN
	MIR 50119	100 RXN
Ingenio® Electroporation Solution 	MIR 50111	25 RXN (6.25 ml)
	MIR 50114	50 RXN (12.5 ml)
	MIR 50117	100 RXN (25 ml)
Ingenio® Electroporation Accessories  	MIR 50120	0.2 cm cuvettes (25PK)
	MIR 50121	0.2 cm cuvettes (50PK)
	MIR 50123	0.4 cm cuvettes (50PK)
	MIR 50125	Cell Droppers (50PK)

TO ORDER | Toll Free 888.530.0801 | Direct 608.441.2852 | www.mirusbio.com



START WITH: Reagent Agent®

To determine the best reagent for your experiment, view citations, customer feedback and in-house transfection data, with the Reagent Agent® Transfection Database: www.mirusbio.com/RA



PROVE IT TO YOURSELF: Request a **FREE** Sample

Visit: www.mirusbio.com/sample -OR-
Call: +1-608-441-2852